



SONOGRAPHY CANADA NEWS



Sonography Canada is reaching out!

Throughout the year, members of our Board of Directors and committee chairs represent Sonography Canada at various industry events. In September, we will have a booth and a speaking opportunity at the **Ontario Association of Radiology Managers Conference** on September 12th. We will also have a booth and will be distributing an employer hand-out to delegates at the **Independent Diagnostic Clinics Association Conference** on September 20th. A poster on *The Construction of National Mental Health Indicators for Health Professions* co-developed by the CAMRT, Sonography Canada and the CSMLS will be presented at the **Canadian Mental Health Association Mental Health For All Conference** from September 23rd to 25th, and we will also be participating in the **Society of Diagnostic Medical Sonography's Work-related Musculoskeletal Disorders Prevention Design Summit** taking place on September 25th in Washington, DC.



Sonography Canada CPD Online Tracking System: Temporarily Offline

Please accept our apologies for the wait time on the Sonography Canada CPD tracking and certificate generation system. We are working hard to rectify the situation. We have implemented both a new website and membership systems this year. While the implementation of this new infrastructure promises to offer exceptional member services going forward, the integration of the CPD system is taking longer than expected. We anticipate that our systems will be fully functional in September. In the meantime, members' participation in the CPD quizzes and videos is already tracked in our system. If you need certificates for submission elsewhere, you may contact the Sonography Canada national office at info@sonographycanada.ca and they will be generated on an as needed basis. Thank you for your patience and understanding.

The logo for Chatelaine magazine, featuring the word "CHATELAINE" in white, bold, uppercase letters on a bright pink rectangular background.

Sonography article to appear in September Women's Health media campaign

On September 26th, Media Planet will be publishing a women's health insert to be included in the September issue of *Chatelaine Magazine* and at www.healthinsight.ca until February 2020. Our article entitled *Your health. Your ultrasound.* seeks to empower women to learn more about their procedure and who delivers it. It provides insight about what patients can expect during an ultrasound examination and invites them to ask sonographers about their qualifications. Look for your copy of *Chatelaine* on newsstands next month!



Sonography Canada member completes volunteer opportunity with RAD-AID International

Ms. Phoebe Mandry, CRGS, recently returned to Halifax after four weeks of volunteering in Tanzania with RAD-AID International. The Nova Scotia Health Authority proudly published an [article](#) about Ms. Mandry's experience. Sonography Canada is pleased to collaborate with RAD-AID International on a program that offers sonographers in Canada the opportunity to contribute to the health care needs of the developing world. [Click here](#) to learn more about this program.

CONTINUING PROFESSIONAL DEVELOPMENT (CPD)



Sonography Canada Webinars: Now available in the Sonography Canada video library

Unable to attend the first few monthly webinars offered by Sonography Canada? No problem. View the archive online at your leisure by accessing the Sonography Canada [video library](#). Stay tuned for information about the upcoming September webinar.



Webinar on Shoulder Ultrasound


Leonardo Faundez (MA-ED BSc DMS RDMS RVT CRGS CRVS) is a Sonography Canada member and volunteer, as well as the founder of Aprende Canada. He will be presenting a one-hour webinar on shoulder ultrasound on September 14th, at 11 a.m. The cost to participate is \$15 USD. This online learning session is worth one (1) CPD credit. [Register](#) today.



Are you reading the SONOgramme Industry News articles?

Did you know that you can redeem self-directed CPD credits for articles that you read? You may claim 0.25 credits per 15 minutes, to a maximum of 1 credit, for reading the content of a sonography-based article.

PROFESSIONAL PRACTICE TIP



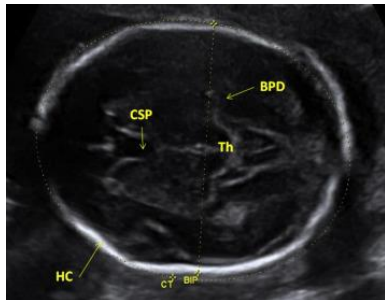
Fetal sex determination and disclosure

Sonography Canada does not support fetal sex disclosure in a non-diagnostic environment. A reasonable attempt is to be made to assess the external fetal genitalia, but the examination time will not be extended for the sole purpose of determining fetal sex, and repeat exams should not be scheduled for the sole purpose of determining fetal sex. The sonographer must not release any information about the examination directly to the patient. If your facility policy differs from

this, proper delegation of the task should be in place and be documented. Go to page 49 of the [Sonography Canada Professional Practice Guidelines and Member Policies](#) to learn more. This month's tip is this: **It remains the responsibility of the reporting physician to report the finding on fetal sex.**

INDUSTRY NEWS

Note: The content listed in this section is for information purposes only. It is not necessarily endorsed by Sonography Canada and may not represent a requirement to obtain or maintain credentials as a sonographer in Canada. Also note that some items include a link to the abstract only; fees or subscriptions may sometimes be required to access the full-text article.



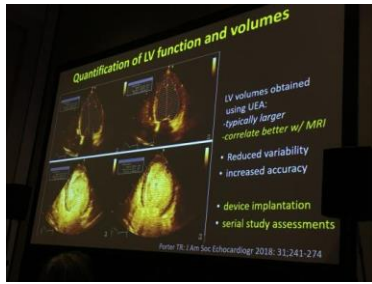
Ultrasound assessment of fetal biometry and growth

The International Society of Ultrasound in Obstetrics and Gynecology has published new practice guidelines for the ultrasound assessment of fetal biometry and growth. These guidelines aim to describe appropriate assessment of fetal biometry and diagnosis of fetal growth disorders. Screening for, and adequate management of, fetal growth abnormalities are essential components of antenatal care, and fetal ultrasound plays a key role in the assessment of these conditions.



Standards and Guidelines for Vascular Testing Accreditation

In July 2019, the Intersocietal Accreditation Commission released new standards and guidelines by which facilities can evaluate and demonstrate the level of patient care they provide when performing noninvasive vascular testing under the overall direction of a medical director.



[Contrast Use in First Transthoracic Echocardiogram for Heart Failure Reduces Repeat Testing](#)

Heart failure is the fourth most common cause for all admission to U.S. hospitals, and it is the most common reason for ordering an inpatient transthoracic echocardiogram (TTE). Research presented at the 30th Annual American Society of Echocardiography Scientific Sessions shows patients who received an echocardiogram with contrast were less likely to require repeat tests and had shorter hospitalizations overall.

ENGAGEMENT OPPORTUNITY



[Don't wait till the deadline to nominate a deserving colleague for a Sonography Canada award](#)

Each year, Sonography Canada recognizes and celebrates individuals who have made significant contributions to the profession of sonography or to the association. While the awards are handed out at the Annual Conference in May, it's never too early to start thinking about possible nominees and to start pulling together your nominations for one of the following awards: [outstanding article or case study](#), [outstanding journal submission](#), [outstanding mentorship](#), [fellowship award](#), [early professional achievement award](#), [student achievement award](#), and the Peter McLardie Memorial Education Bursaries, one awarded to a student and the other to a sonographer. **The submission deadline is January 31, 2020.**

FEATURED MEMBERSHIP BENEFIT



[Canadian Journal of Medical Sonography](#)

The next edition of the *Canadian Journal of Medical Sonography* will be published in September featuring the following articles: *The Importance of Placental Evaluation in Pregnancy* by Natasha Quin, *Short- versus Long-Term Follow-Up Ultrasound Examinations of Biopsy-Proven Benign Thyroid Nodules* by Breanna Kehoe, and *Dioctophyme Renale in the Canine Patient* by Lisa Jones Bogi.

LATEST JOB POSTINGS

[Echo Sonographer \(Full-Time\)](#)

Cambridge Cardiac Care
Cambridge, ON

[Diagnostic Medical Sonographer \(Temporary Full-Time and Casual\)](#)

Valley Medical Imaging
Langley, BC

Ultrasound – Sonographer (Full-Time)

Canada Diagnostic Centres

Edmonton, AB

[See more employment opportunities](#)

CALENDAR

The following are key dates to remember and plan for over the next month.

- Sept.** September is [Prostate Cancer Awareness Month](#) and Sonography Canada would like to seize this opportunity to acknowledge the valuable work of sonographers across the country who assist with the diagnosis.
- Sept. 12** Sonography Canada attends the Ontario Association of Radiology Managers Conference at Nottawasaga Resort in Alliston, Ontario.
- Sept. 12** Cardiac and vascular sonography [exams](#)
- Sept. 13** Core and generalist sonography [exams](#)
- Sept. 14** Shoulder ultrasound [webinar](#) offered by Sonography Canada member Leonardo Faundez
- Sept. 20** Sonography Canada attends the Independent Diagnostic Clinics Association Conference at Le Parc Conference Centre in Richmond Hill, Ontario.
- Sept. 25** Sonography Canada participates in the Work-related Musculoskeletal Disorders Prevention Design Summit organized by the Society of Diagnostic Medical Sonography in Washington, DC.
- Sept. 26** Publication of Media Planet's women's health insert to appear in the September edition of *Chatelaine Magazine*
- Sept. 26-29** [Capital Ideas: 2019 SDMS Annual Conference](#): Earn up to 26 CPD credits toward your Sonography Canada triennium CPD requirements.
- Sept. 29** On [World Heart Day](#), Sonography Canada would like to seize this opportunity to acknowledge the valuable work of cardiac sonographers across the country who conduct the required echocardiograms to support the management of situations involving various heart conditions.