




2020 Sonography Canada Awards
RECOGNIZING EXCELLENCE

Each year, Sonography Canada recognizes and celebrates individuals who have made significant contributions to the profession of sonography or to the association. In most organizations, there is generally one person or team that always seems to manage to really distinguish themselves and “stand out” among their peers, and who deserves to be recognized by their peers.



We are proud to acknowledge the efforts and accomplishments of Canadian sonography students and professionals who have demonstrated initiative, innovation, and exceptional service.

Catherine Lo, CRGS
Chair of the Awards Committee

Fellowship Award

This award recognizes the outstanding achievements of an Active member that clearly demonstrates the personal and professional qualities that led them to make a significant contribution to our profession and our association.

Achievements may fall into one or more of the following categories:

- *education*
- *professional service*
- *patient relations*
- *professional advocacy*
- *student preceptorship*
- *sonographer preceptorship, and/or*
- *research*



Laura Prince, CRGS



In her present role as a Clinical Educator in Ultrasound for St. Joseph's Health Centre in Toronto, Laura has enjoyed many achievements. Among them is teaching and mentoring more than 50 sonographers during their time as students and as early graduates, which lead them to become successful, competent medical sonographers and valued members of the team and profession. By gathering material,

developing, and delivering monthly education rounds for sonographers, she expresses her passion for continued peer-centered learning and education. Laura has participated on curriculum review committees for local teaching institutions. She was a member of the SC Awards committee for seven years and committee Chair for four years. She spent hours with her committee reviewing the submissions to determine the winners. Each year she oversaw the awards presentations at each SC conference and acted as the "Master of Ceremonies". As Chair of the Awards Committee, she participated in the SC strategic planning meeting in January 2019 to generate ideas for the future of Sonography in Canada. She lectured on Bowel Sonography at a SC conference and is a CCSA assessor for external applicants when needed.

In 2014, Laura travelled to Ethiopia to teach Sonography in an urban hospital to medical residents. Laura researched, developed and now instructs an online continuing education course in MSK Ultrasound.

She prides herself in volunteering for numerous multi-discipline onsite hospital improvement committees and sharing insights towards quality improvement and patient satisfaction. To assist in improving joy at work, Laura recently coordinated spiritual care rounds for the sonographers to discuss their unique patient interactions and to provide support to their mental wellness when difficult cases occur. This initiative expanded to include bi-monthly wellness rounds for all diagnostic imaging staff and became particularly important during COVID times.

She successfully balances a busy career, while investing time to complete her Master of Education in Distance Education degree, all while being a Mom to two wonderful children. Laura would like to recognize her team at St. Jo's for their passion and dedication to Ultrasound, which is both supportive and inspiring and the numerous mentors who have crossed her path over the years.

Award for Outstanding Mentorship

This award recognizes a member who has exemplified excellence in professional leadership and is recognized as an outstanding mentor.

Mentors can be an advisor or expert who freely shares their knowledge and/or a supportive colleague who offers moral and emotional support.

They are the individuals who know how to inspire others and whose efforts further enhance our profession by motivating their colleagues.

Suzanne Paradis, CRGS



Suzanne completed the Diagnostic Medical Sonography program at Mohawk College and went on to obtain a Bachelor of Medical Radiation Sciences – Diagnostic Medical Sonographer from McMaster University. She currently serves as the Ultrasound Education Coordinator at Alberta Health Services sharing the knowledge, skills, and expertise she acquired during her 10 years in Diagnostic Medical Sonography.




Image by [trajaner](#) from [Pixabay](#)

Outstanding Article or Case Study Award

This award recognizes written submissions from sonographers that aim to inform, educate, and inspire their peers with educational topics from the sonography field or relating to the profession of sonography.

Gastroschisis: An Overview

Alana Currie, CRCS



Alana is a new graduate from Dalhousie University's Diagnostic Medical Ultrasound program. She specialized in both Musculoskeletal Ultrasound and Echocardiography in her final year and is now working as a Cardiac Sonographer at the Nova Scotia Health Authority. She also has experience working alongside nurses, fellow sonographers, and Maternal Fetal Medicine specialists at the IWK's Fetal Assessment and Treatment Center, where she developed a keen interest in obstetrics.



Early Professional Achievement Award

This award celebrates outstanding junior sonographers who distinguish themselves early on in their careers by demonstrating leadership, a desire to further their knowledge and skills, and actively participating in the profession.

By recognizing potential, we hope to inspire students and sonographers to become more involved in improving our profession.

Robert Dima, CRGS



Robert is a McMaster/Mohawk Medical Radiation Sciences graduate. He is currently working as a Diagnostic Medical Sonographer (DMS) at McMaster Children's hospital, while concurrently pursuing full-time graduate studies as a PhD candidate in the School of Health and Rehabilitation Sciences at the University of Western Ontario.

Robert is an advocate for the profession of diagnostic ultrasound and passionate about research in the fields of musculoskeletal ultrasound, health service delivery, and health policy.



Image by [Storme22k](#) from [Pixabay](#)

Outstanding Journal Submission Award

This award recognizes journal submissions to the Canadian Journal of Medical Sonography (CJMS) from sonographers who are sharing exceptional content on educational topics from the sonography field or relating to the profession of sonography.


This award is presented to an Active member for a specific contribution that has been published in the CJMS that is determined to be an outstanding contribution to the sonography profession.

Volume 10 - Issue 3 - The Importance of Placental Evaluation in Pregnancy

Natasha Quin, CRGS, CRVS



Natasha Quin was born and raised in South Africa before immigrating to Canada in 1999. She graduated from Mohawk-McMaster in 2005, where she subsequently worked at both large and small hospitals. She now currently works full time at Aylmer Ultrasound Inc. located in Aylmer, Ontario, and specializes in obstetrics, vascular, and musculoskeletal imaging.



Outstanding Journal Submission Award

This award recognizes journal submissions to the Canadian Journal of Medical Sonography (CJMS) from sonographers who are sharing exceptional content on educational topics from the sonography field or relating to the profession of sonography.

This award is presented to an Active member for a specific contribution that has been published in the CJMS that is determined to be an outstanding contribution to the sonography profession.



Volume 10 - Issue 4 - The role of Contrast Enhanced Ultrasound (CEUS) in assessing a rare undifferentiated embryonal sarcoma of the liver: A case study

Briana Cartwright, CRGS



Brianna Cartwright is a graduate of McMaster University/Mohawk College with a Bachelor of Medical Radiation Sciences (2011). She worked for several years in Calgary, AB at Foothills Medical Centre, specializing in Contrast Enhanced Ultrasound (CEUS) and Inflammatory Bowel Disease (IBD) examinations under the direction of Dr. Stephanie Wilson. She is currently employed as the Team Lead Clinical Coordinator at Sunnybrook Health Sciences Centre in Toronto, ON. She is also a Clinical Specialist in the use of DEFINITY® in Abdominal Radiology for Lantheus Medical Imaging.

Peter McLardie Memorial Education Bursary Award - Sonographer

This award was created to recognize Peter McLardie's extensive contributions to the ultrasound profession in Canada.

Award applicants must submit an essay describing how Peter McLardie's professionalism and dedication are reflected in their learning goals of the future and how the proposed education endeavour will impact their career as a sonographer.

The sonographer bursary provides financial support toward an educational endeavour of the recipient's choice.



Shane Balthazaar, CRCS



Shane Balthazaar is an Echocardiographer at Vancouver General and St. Paul's Hospitals in British Columbia. He is also a faculty member in the Diagnostic Medical Sonography program at the British Columbia Institute of Technology (BCIT). He completed his undergraduate degree in kinesiology at McMaster University and his cardiac sonography training at Mohawk. Shane is currently pursuing a graduate degree in Experimental Medicine from the University of British Columbia.

Peter McLardie Memorial Education Bursary Award – Student

This award was created to recognize Peter McLardie's extensive contributions to the ultrasound profession in Canada.

Award applicants must submit an essay outlining how Peter McLardie's values and dedication have influenced the ultrasound profession. They must also express how they have demonstrated Peter's values in the following three categories: community, mentorship and integrity.

The student bursary provides financial support to students by covering the costs of their credentialing exams.




Tanya Dennis-Humeniuk



Tanya is a recent graduate of the Diagnostic Medical Sonographer program at NAIT in Edmonton, AB. Through this program, she has developed a passion for ultrasound field and the surrounding community of professionals. She hopes to inspire others through her perseverance and passion in everything she does.

Katie Molnar



Katie earned a Bachelor of Science (Agriculture) in Animal Science from Dalhousie University's Faculty of Agriculture. She is currently a student and expectant graduate of a Diagnostic Medical Ultrasound Diploma from Dalhousie University's School of Health Sciences.

Nikolina Mandusic



Nikolina is a senior student in the Diagnostic Medical Sonography program at Red River College in Winnipeg, Manitoba. She has dedicated several years of study to the health sciences stream, with the completion of a double major in Kinesiology and Psychology at the University of Winnipeg. With a strong desire to help others, Nikolina looked to a career in sonography, which has already afforded numerous opportunities to give back to the community. Most of her days are spent in the hospital learning about the ultrasound world, while volunteering for various events offered throughout her program. To unwind, she loves to see live music, grab a bite to eat at a local restaurant, or go on long bike rides with friends. Her newest goals are learning French and putting the scanning muscles to work by developing her skills on the drum kit.

Student Achievement Award

This award aims to encourage and recognize outstanding written case studies, essays and/or literature reviews produced by students across Canada. Students are challenged to write an article on a topic of interest they wish to share with fellow sonographers or share interesting cases, discuss current issues and increase sonographers' awareness of new ideas and information.

Sonography Canada wants to encourage sonography students to experience the rewards of educating their peers and to inspire others to do the same.




Soft Plaque Versus Luminal Stenosis in Determining Severity of Atherosclerotic Disease

Haley Kreutz, CRCS, CRGS



Haley completed a diploma in Diagnostic Medical Sonography at the British Columbia Institute of Technology in 2019. She is now a general and cardiac sonographer at the Powell River General Hospital.

Sarah McCabe, CRGS, CRCS-AE



Sarah has a bachelor's degree in sciences from Simon Fraser University in Molecular Biology and Biochemistry. She worked at Genome Sciences Centre at BC Cancer Agency as a Laboratory Technologist before training to become a dual technologist in Diagnostic Medical Sonography at BCIT. Sarah currently works as a sonographer at Langley Memorial Hospital and MedRay Imaging.

Jeyna Plowman, CRCS, CRGS



Jeyna grew up with a natural love of biology and curiosity for the medical field. Being a retired nurse, her mother sparked a love of human biology early in life. After experiencing a few different professions, Jeyna finally settled down with a career she was passionate about. Sonography was a perfect marriage for her interests: developing technology and patient care. After completing some time at Capilano University as a mature student, she moved on to graduate from B.C.I.T.'s Diagnostic Medical Sonography program with distinction in both echocardiography and general ultrasound. Jeyna is currently working at Interior Health in her new career as a sonographer.

Student Achievement Award

This award aims to encourage and recognize outstanding written case studies, essays and/or literature reviews produced by students across Canada. Students are challenged to write an article on a topic of interest they wish to share with fellow sonographers or share interesting cases, discuss current issues and increase sonographers' awareness of new ideas and information.

Sonography Canada wants to encourage sonography students to experience the rewards of educating their peers and to inspire others to do the same.



Image by [Marlborofranz](#) from [Pixabay](#)

Emerging Technology for Cancer Detection in Dense Breast Tissue

Stefanie College, CRCS, CRGS



Graduated from BCIT's Diagnostic Medical Sonography program in November 2019. Currently working at Royal Columbian Hospital in New Westminister.

Sherry Hua, CRCS, CRGS



Graduated from BCIT's Diagnostic Medical Sonography program in November 2019. Currently working at BC Children's Hospital in Vancouver.

Helena Park, CRCS, CRGS



Graduated from BCIT's Diagnostic Medical Sonography program in November 2019. Currently working at Lions Gate Hospital in North Vancouver.