







MSK Foundations Hands-On Workshop – Lower Extremity Joints
Saturday, May 11, 2024 • Mohawk College, Hamilton, Ontario

Program at a Glance

	Saturday, May 11, 2024 – Mohawk College, Hamilton ON
8:00-8:30	Registration, introductions, agenda
8:30-9:00	LECTURE – MSK Imaging Lower Extremity Joints – The Foundations
9:15-11:30	LAB – Ankle <ul style="list-style-type: none"> • Exam protocol • General ultrasound of bones, bursae, fat pads, and joints • fasciae, ligaments, muscles, retinaculum, and tendons • Neurovascular system of the ankle and foot
11:30 -12:00	Lunch
12:00-2:15	Lab – Knee <ul style="list-style-type: none"> • Exam protocol • Bones, bursae, fat pads, cartilage, and joints • Muscles, tendons, retinaculum, and ligaments • Neurovascular system of the knee
2:15-2:30	Break
2:30-4:45	Lab – Hip <ul style="list-style-type: none"> • Exam protocol • Bursae, bones, cartilage, and joints • Muscles and tendons • Lymphatic and neurovascular system of the hip, groin, pelvis
4:45 –5:00	Wrap Up and Q+A

Participants will earn 7.5 Sonography Based CPD Credits upon completion of this workshop.

Meet the Faculty

	<p>Sarah Allred is a musculoskeletal sonographer at the Hamilton General Hospital in Hamilton, Ontario. A graduate of the McMaster University/Mohawk College Medical Radiation Sciences program, she has over 10 years of experience. Sarah has lectured and instructed at a multitude of national and international courses and enjoys sharing her knowledge and skills. She has a passion for continually learning and growing the field of MSK ultrasound.</p>
	<p>Lisa Billone is a musculoskeletal sonographer at the Hamilton General Hospital in Ontario, Canada. She graduated from McMaster University in 2008 with a Bachelor of Medical Radiation Sciences degree. Lisa has developed and delivered a multitude of MSK ultrasound workshops and is a lecturer and instructor at both national and international courses. She is continuously refining her knowledge and skills in this evolving field. Lisa also has a strong interest in MSK ultrasound research and has co-authored several articles and educational exhibits.</p>
	<p>Kristianne Starr is currently serving as an Acting Senior Sonographer at Wentworth-Halton X-Ray and Ultrasound, where she has received her specialized training in Musculoskeletal ultrasound. She started her career after graduating from the Medical Imaging Technology program at Mohawk College in 2002. In addition to her technical training, Kristianne holds a Bachelor of Arts degree In Health Studies from Brock University. With years of experience and a commitment to patient care, Kristianne is excited to help enhance the skills of colleagues in her field.</p>
	<p>Lindsay Vooyo is a sonographer at the Hamilton General Hospital, in Hamilton Ontario. She graduated with honors from Mohawk College in 2004, and holds specialty credentials in both vascular and musculoskeletal ultrasound. Lindsay is an experienced MSK ultrasound instructor and has been teaching fellow sonographers, as well as other health care professionals, for many years. Lindsay enjoys sharing her knowledge and advancing the field of sonography.</p>
	<p>Mercedes Zajac started her career as a Diagnostic Medical Sonographer in 1998 after graduating from Mohawk College's Medical Radiation Sciences program. She has also earned two Bachelor of Science degrees from McMaster University. Mercedes first became interested in musculoskeletal ultrasound in 2008 working at Wentworth-Halton X-Ray and Ultrasound. She has participated as an instructor at numerous hands-on MSK workshops and has presented at several conferences. She has a passion for learning and performing MSK ultrasound and enjoys passing her knowledge on to fellow sonographers.</p>